

Visitor Oyster card



The smart way to
travel around London

What is a Visitor Oyster card?

A Visitor Oyster card is a smartcard pre-loaded with pay as you go credit that you can use to travel in London.

It is a quick and easy way to pay for single journeys on bus, Tube, tram, DLR, London Overground, TfL Rail, Emirates Air Line cable car, Thames Clippers River Bus and most National Rail services in London.



Why buy a Visitor Oyster card?

- Save time – your card is ready to use as soon as you arrive
- It's cheaper than buying single tickets
- Enjoy exclusive discounts at leading London shops, restaurants, galleries and entertainment venues.

Buy a Visitor Oyster card before you leave and have it delivered to your home address
visitorshop.tfl.gov.uk

Where can I buy a Visitor Oyster card?

You can't buy a Visitor Oyster card once you are in London so it's best to buy your card through your travel agent or online by visiting visitorshop.tfl.gov.uk

Your card will be sent to your home address so you can use it as soon as you arrive.

How do I use a Visitor Oyster card?



Make sure you pay the right fare by touching in and out on the yellow card readers at the start and end of your journey on Tube, DLR, London Overground, TfL Rail, Emirates Air Line cable car* and National Rail services.


If you don't, we can't tell where you've travelled and you may be charged a maximum fare.

On **buses** and **trams** you only need to touch your card on the reader at the **start** of your journey. On the River bus* touch your card on the reader when asked to board and touch again at the end of your journey or if you change boats.

*Please note that journeys on Emirates Air line and Thames Clippers River Bus services do not count towards capping.

Pay the right fare

Remember to always touch your Visitor Oyster card in and out at the yellow card readers at stations.
[Watch this video to find out more](#)



Helpful hints?

- London's rail network is divided into nine fares zones. Zone 1 and 2 cover central London and Zones 6-9 are on the outskirts of the city.
- You can use your Visitor Oyster card on train services from Gatwick Airport to central London, including Gatwick Express services.

Fares

Different fares apply depending on which services you use and when you travel.

- On Tube, DLR, London Overground, TfL Rail and most National Rail services in London:
 - Peak fares apply Monday to Friday (not on public holidays) from 06:30 to 09:30 and 16:00 to 19:00.
 - Off-peak fares apply at all other times, including weekends. Travel is cheaper at these times.
- On bus and tram services in London:
 - You can't use cash to pay for your bus fare.
 - The new Hopper fare allows you to make two bus or tram journeys for £1.50 within one hour of first touching in.
- On train services from/to Gatwick Airport:
 - A single journey on Gatwick Express costs £19.80.
 - A single journey on Southern or Thameslink train services to/from London terminals costs £14.70 at peak times and £8.30 at off-peak times.
- Night tube services run on Fridays and Saturdays on the Victoria, Jubilee and most of the central, Northern and Piccadilly lines and some Overground services.

How does a Visitor Oyster card work?

A Visitor Oyster card costs £5 plus postage. You can choose the amount of pay as you go credit to add to your card to pay for your travel on public transport in London.

We automatically calculate the cost of each journey you make based on how and when you travel and which zone(s) you travel in.

There is a daily cap on fares when you use pay as you go – once you have reached this limit, you won't pay any more for that day in the zones you travel in.

Visitor Oyster cards are not valid for travel on Heathrow Express or Stansted Express services.

Zones	Visitor Oyster card (pay as you go)			Day Travelcard		Cash
	Single Peak	Single Off Peak	Daily cap	Anytime	Off Peak	Single Anytime
Zone 1 only	£2.40	£2.40	£6.80	£12.70	£12.70	£4.90
Zones 1-2	£2.90	£2.40	£6.80	£12.70	£12.70	£4.90
Zones 1-3	£3.30	£2.80	£8.00	£12.70	£12.70	£4.90
Zones 1-4	£3.90	£2.80	£9.80	£12.70	£12.70	£5.90
Zones 1-5	£4.70	£3.10	£11.60	£18.10	£12.70	£5.90
Zones 1-6	£5.10	£3.10	£12.50	£18.10	£12.70	£6.00

For fares on London Overground and TfL Rail, visit tfl.gov.uk/fares

On buses and trams: a single pay as you go journey is £1.50, and the daily cap is £4.50.

Visiting London for 2 days? Buy a Visitor Oyster card with £15 credit for unlimited travel in central London (Zones 1-2).

Special discounts

If you buy a Visitor Oyster card you can enjoy:

- Special discounts and promotions at leading London shops, restaurants, museums and entertainment venues. Search “Visitor Oyster card special offers” to see the full list of offers and discounts.
- Up to 26% discount on the Emirates Air Line cable car.
- Up to 19% discount on single journeys on most River bus services.



Make the most of your visit

You only need to show your Visitor Oyster card to benefit from discounts in leading London restaurants, bars, shops, theatres, galleries and more. [Download the list of discounts](#)

Child tickets

- Children under 11 travel free on buses and trams. Children under 11 also travel free on Tube, DLR, London Overground, TfL Rail and some National Rail services when accompanied by a fare-paying adult (up to 4 children per adult).
- If you're travelling with children aged 11-15, buy a Visitor Oyster card and ask a member of our staff to add a Young Visitor discount to the card at most Tube stations, TfL Rail ticket offices, Visitor Centres (excluding Gatwick) and Victoria National Rail station ticket office. This gives your child a half adult rate pay as you go discount for up to 14 days.
- You can also buy child Travelcards for children aged 11-15 at visitorshop.tfl.gov.uk



What happens if I run out of credit on my card?

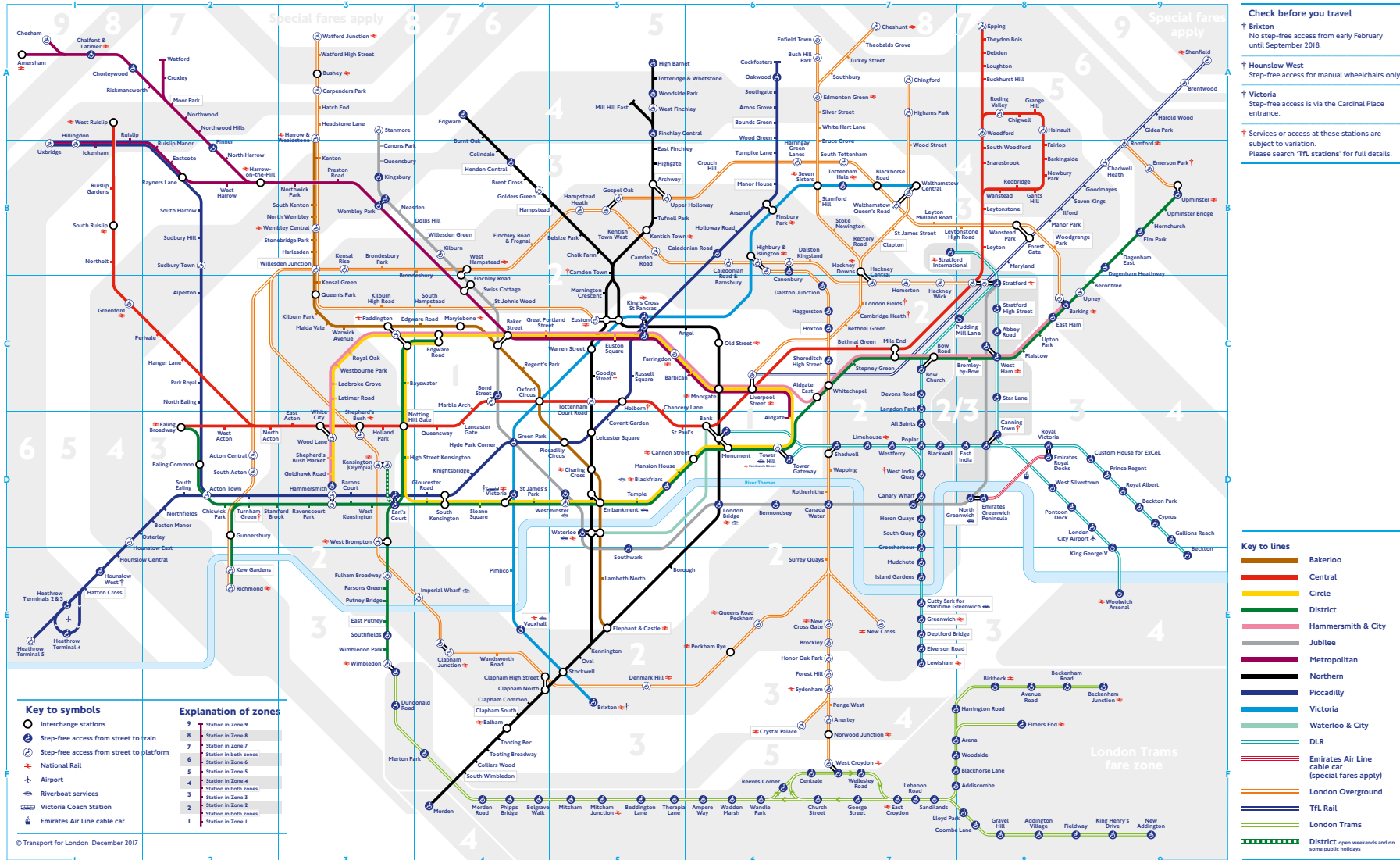
If you run out of pay as you go credit on your Visitor Oyster card, it's easy to top it up at:

- Tube, DLR, London Overground, TfL Rail and some National Rail stations
- Over 4,000 local shops in London, known as Oyster Ticket Stops – visit ticketstoplocator.tfl.gov.uk
- Visitor Centres

What happens if I have credit left on my card at the end of my visit?

You can keep your card for future visits or lend it to family or friends. Check the credit on your card before you leave London as you cannot do this from home. You can get a refund of up to £10 pay as you go credit at most Tube station ticket machines. You can also get a refund at most Visitor Centres. Once you request the refund, your Visitor Oystercard cannot be used anymore.

Tube map



Night Tube and London Overground map

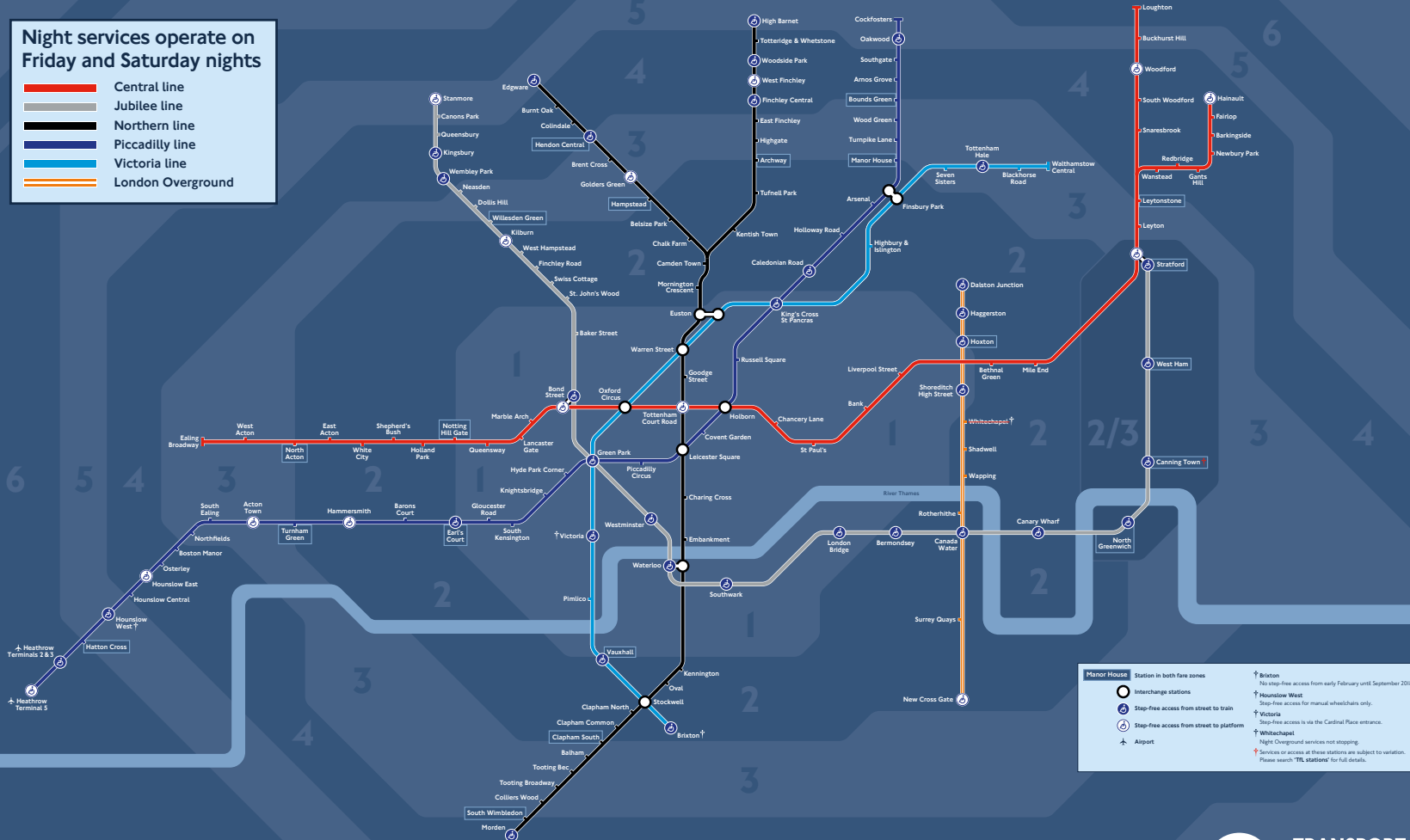
Operates on Friday and Saturday nights



Tube and London Overground Night Services

Night services operate on Friday and Saturday nights

- Central line
- Jubilee line
- Northern line
- Piccadilly line
- Victoria line
- London Overground



Manor House Station in both fare zones

- Interchange stations
- Step-free access from street to train
- Step-free access from street to platform
- Brixton: No step-free access from early February until September 2018.
- Hounslow West: Step-free access for manual wheelchairs only.
- Victoria: Step-free access is via the Cardinal Place entrance.
- Whitechapel: Night Overground services not stopping.

* Services or access at these stations are subject to variation. Please search 'TFL Stations' for full details.

MAYOR OF LONDON

tfl.gov.uk

24 hour travel information 0343 222 1234*

Sign up for email updates tfl.gov.uk/emailupdates

[@TfLTravelAlerts](https://twitter.com/TfLTravelAlerts)



TRANSPORT FOR LONDON
EVERY JOURNEY MATTERS

Night services on Tube and London Overground are cheaper than you think because they're off-peak



© Transport for London. This diagram is an evolution of the original design conceived in 1932 by Harry Beck. Correct at time of going to print. Poster December 2017.



Need more help?

- Visit [tfl.gov.uk/visitinglondon](https://www.tfl.gov.uk/visitinglondon) for information about transport in London and help planning your journey
- Ask a member of staff
- Go to a Visitor Centre, located at:
 - Euston National Rail station
 - Gatwick Airport North Terminal arrivals hall
 - Gatwick Airport South Terminal arrivals hall
 - Heathrow Terminals 2 & 3 Underground station
 - King's Cross Underground station
 - Liverpool Street Underground station
 - Paddington National Rail station
 - Piccadilly Circus Underground station
 - Victoria National Rail station

All information correct at time of going to print.
January 2018.